



ANCHORAGE COALITION TO **END HOMELESSNESS**

ANCHORAGE ASSEMBLY COMMITTEE ON HOUSING AND HOMELESSNESS

MAY 25, 2022

Monthly Data: April 2022*

Project/Subpopulation	April 2022	March 2022	Feb 2022	Jan 2022	Dec 2021	Nov 2021
Total Number of Adults over the age of 25 Experiencing Homelessness in Need of Housing and Supports (not all of these individuals need shelter)	2187	2175	2125	2221	2031	2022
Total Number of Adults over the age of 25 Served through Housing Surge in Previous Month	333	286	330	177	140	184
Total Number of Adults over the age of 25 Who Secured Housing through Housing Surge and Moved in during Previous Month	52	47	36	28	25	21

Bottlenecks and Challenges within the local and state systems that result in service barriers or failure to secure housing including risks and issues that will slow down or reduce housing stabilization

Locating individuals initially and/or following up with individuals within a timely fashion for housing opportunity or housing program including gathering identification documents

Knowledge gap of partners working collaborative with AHD to leverage funds to support the facilitated exit strategy - i.e. HUD funding, alcohol tax and AHD operating dollars

Coordination/communication across needed entities at local and state level for specialized behavioral health and medical services: progress underway with AHD and SOA

- Resource/ capacity constraints with behavioral health, care coordination, etc.
- Dissemination of tools/programs at a State and local level that will assist with housing
- Hospital discharges to shelter without additional services to meet client

Bottlenecks & Challenges: April 2022

Bottlenecks & Challenges: April 2022

Availability and accessibility of affordable rental units, assisted living home beds and supportive housing beds

- Vacancy rate for apartments accessible to individuals experiencing homelessness (units available in income range at limited vacancy rate)
- Ramp up of Landlord Housing Partnership efforts now that contracts are completed
- Units that allow pets
- Access to funds that permit leasing up quickly
- Rapidly updated list of landlords who are willing to rent to those in mass care
- ALH that will accept clients without an approved Medicaid waiver
- Application fees

Continued statewide “referrals” to Anchorage shelter system

Continuing to address Data Quality and Data Completeness in the Anchorage shelter system

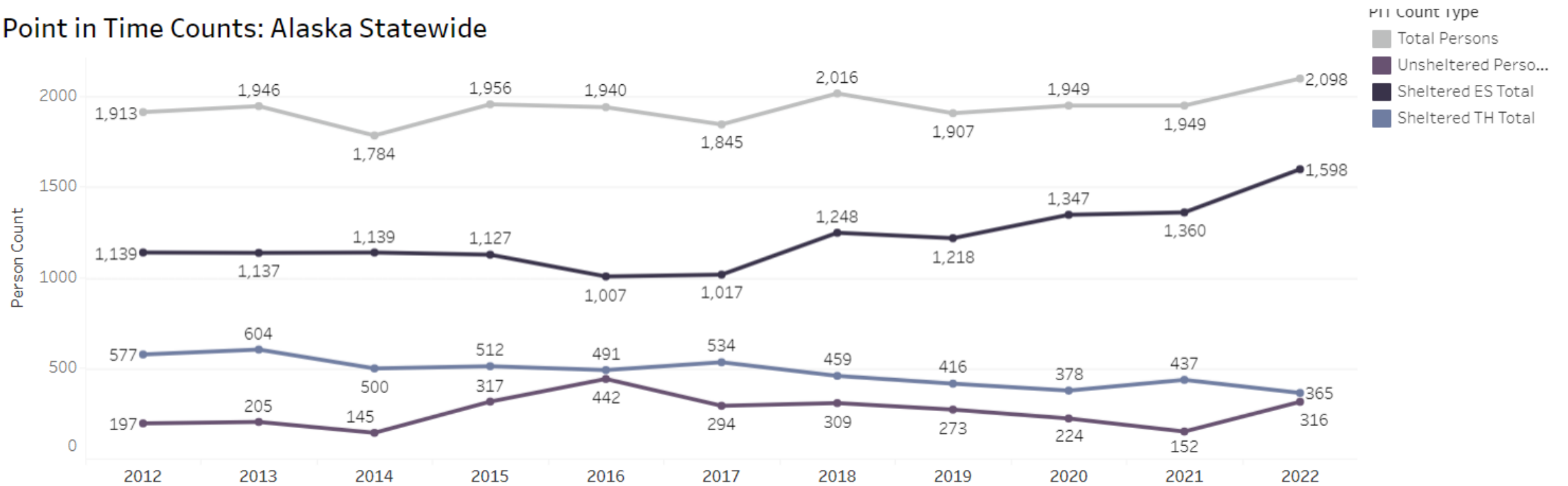
OUTREACH APRIL 2022

DATA POINT	NEED SERVICE	RECEIVED SERVICE
FOOD/WATER	63	63
BASIC NEEDS	36	36
STATE ID CARDS	4	4
BIRTH CERTIFICATES	0	0
SOCIAL SECURITY CARDS	0	0
*All data below should match HMIS		
CONTACTS	66	66

DATA POINT	NUMBER REPORTED
INDIVIDUALS CONNECTED TO SERVICE	9
INDIVIDUALS REFUSED SERVICE	2
REFERRALS PROCESSED	5
CAMPS OUTREACHED	28
ABATEMENT SITES OUTREACHED	1

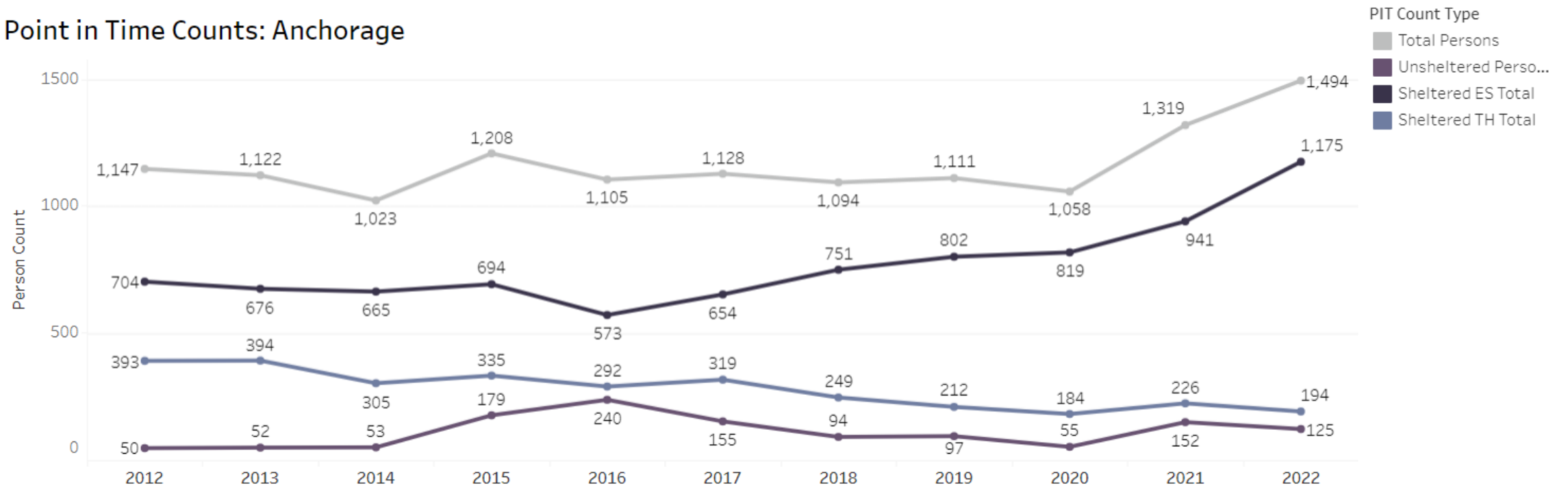
PIT/HIC ALASKA

Point in Time Counts: Alaska Statewide



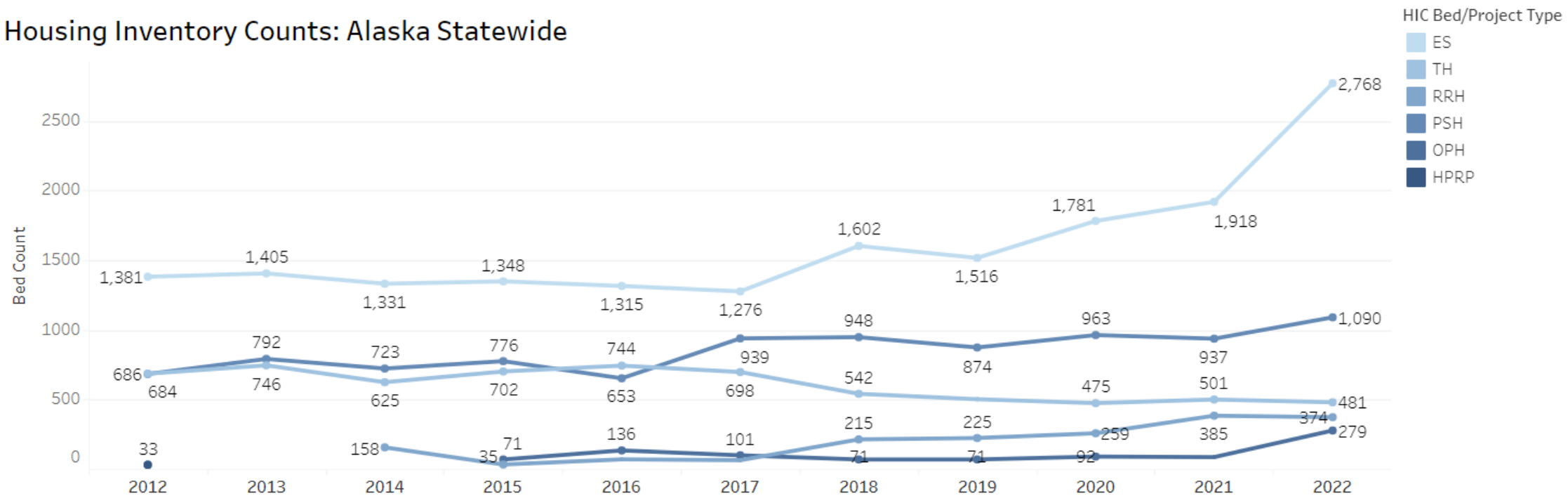
PIT/HIC ANCHORAGE

Point in Time Counts: Anchorage



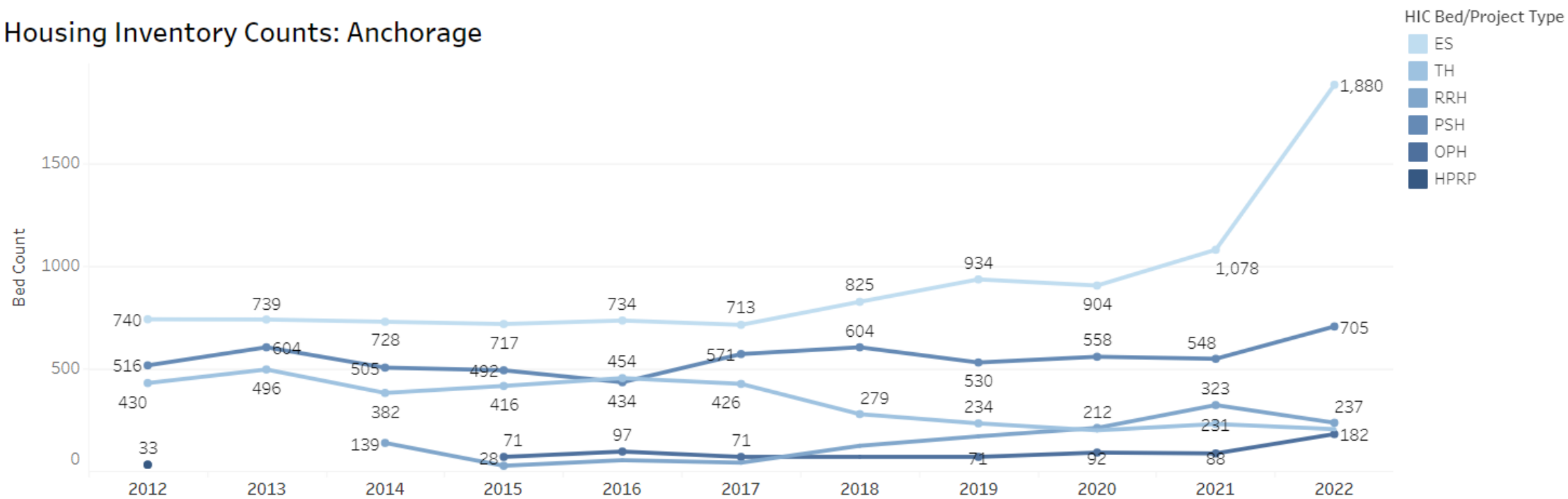
PIT/HIC ALASKA

Housing Inventory Counts: Alaska Statewide



PIT/HIC ANCHORAGE

Housing Inventory Counts: Anchorage



Alaska Point in Time Counts by Community: 2022



Click to highlight a location

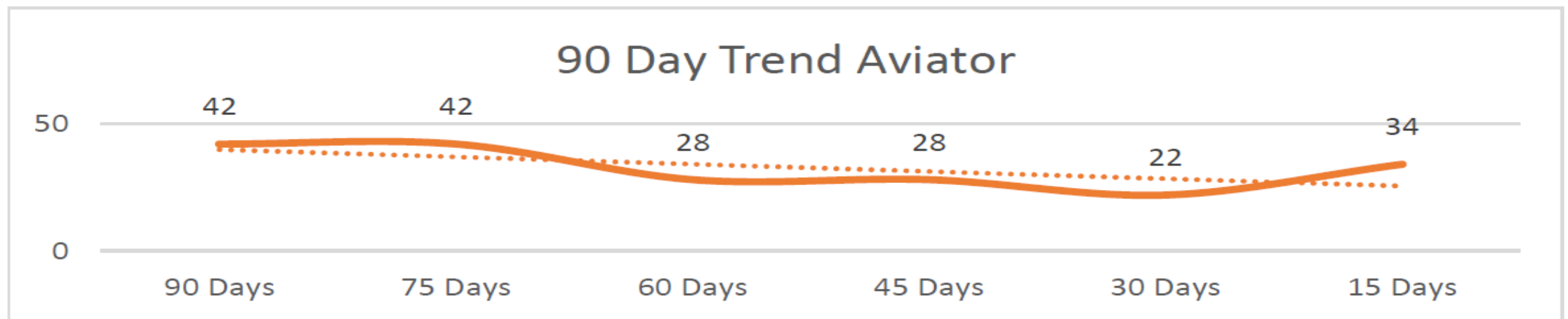
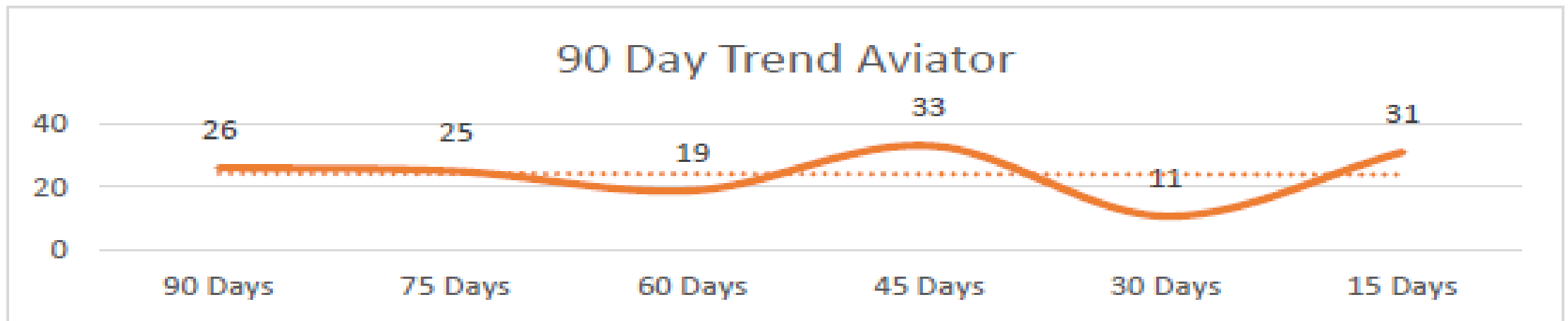
- Anchorage
- Ketchikan
- Southeast Fa...
- Bethel
- Kodiak
- Utqiagvik
- Craig
- Kotzebue
- Dillingham
- Mat-Su Valley
- Fairbanks
- Nome
- Juneau
- Petersburg
- Kenai
- Sitka

Select Year:

PIT Counts:

Location	Persons in ES	Persons Unsheltered in TH	Total Per..	Total Person..
Anchorage	1,187	182	125	1,494
Bethel	39	12	2	53
Craig		13		13
Dillingham	2			2
Fairbanks	106	13	31	150
Juneau	112	78	39	229
Kenai	28	6	63	97
Ketchikan	36	12		48
Kodiak	18	8		26
Kotzebue	5			5
Mat-Su Valley	12	28	1	41
Nome	25			25
Petersburg			19	19
Sitka	11	1		12
Southeast Fair..	7			7

SALA REMOTE MEDICS DATA COMPARISON



FAMILY COLD WEATHER SHELTER (FCWS)

Program has ceased due to increase in temperatures

Families are still seeking shelter; shelters continue to be full

- Families will be referred to 211 for resources/referrals

Next Steps

- Collate data to present full picture of families experiencing homelessness during the 2021-2022 winter
- ACEH to continue to convene providers to start planning for next winter

Envisioned System[#] After
 Mass Care Closure =
 Total Capacity 1172
 452 to housing
 623 to shelter/navigation
 97 to residential treatment

<u>Sockeye Inn Complex Care Shelter</u> – 85 beds	Brother Francis Shelter – 75 beds*	Gospel Rescue Mission – 43 beds	Salvation Army McKinley Annex – 15 women%
Salvation Army Booth House - 30 veterans%	<u>Special Populations Shelter</u> - 120 beds ^{^^}	<u>Navigation Center</u> - 200 beds~	Downtown Hope Center – 55 beds for women
<u>Midtown Substance Misuse Treatment</u> - 68 beds	Clitheroe Substance Misuse Treatment - 29 additional beds for men	<u>PSH/Workforce Housing Project 1</u> - 115 units	Hope Suites Housing - capacity for 72 women
	<u>PSH/Workforce Housing Project 2</u> – 115 units ^{*^^}	Landlord Housing Partnership - 100 units*	Coordinated Entry Resolved to Housing - 50 clients

As of 2/22/2022

*estimated numbers

% March 1st planned opening


^^No identified location

~RFP issued 1/28/2022

Bold underlined text indicates specific projects identified by the facilitation group as part of the mass care exit strategy

COMMS

- Go to <https://aceh.org/anchored-home/>



**YOUR
NEIGHBORS
ARE ABOUT
TO LOSE
EVERYTHING**

Join the **Anchored Home Housing Surge** and the fight to end Anchorage homelessness.

Learn More:
ANCHOREDHOME.ORG



**By the end of June
over 600**

Anchorage neighbors will lose their shelter.

Calling All Landlords!

If you have units, we have tenants!
Learn More >>> **ANCHOREDHOME.ORG**